

# 2017 HEALTHCARE BUSINESS SALARY SURVEY

Average salary for healthcare business professionals rose slightly in 2017. How much you made depended on where you lived, the type of organization you worked for, how much experience you had, and the credentials you held. Let's check the numbers to see what factors will help you earn more in 2018.

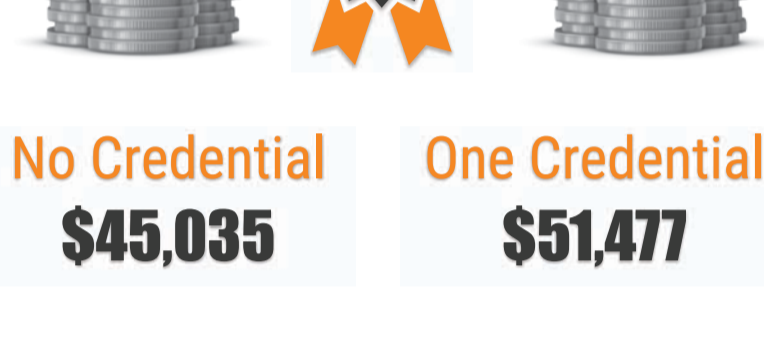
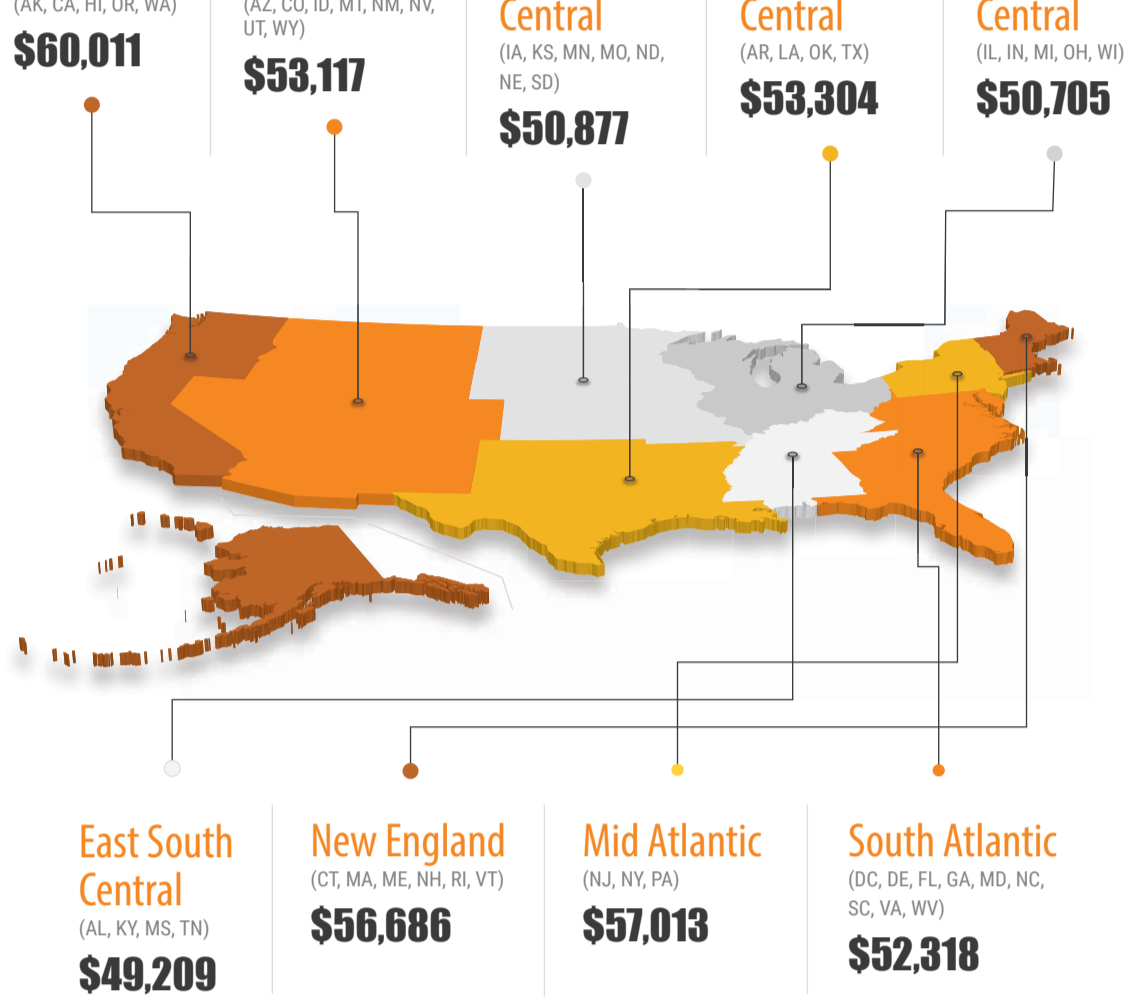


## AVERAGE ANNUAL SALARY

Business of Healthcare Professionals

**\$52,441**

## SALARY BY REGION



No Credential

**\$45,035**

One Credential

**\$51,477**

(A Difference of **\$6,442**)

Two Credentials

**\$57,656**

Three or More Credentials

**\$66,659**

## HIGHEST PAYING CREDENTIALS IN 2017


CIC	\$49,713	CDEO	\$64,500
CPB	\$52,037	CPMA	\$64,634
CPC	\$54,051	CPPM	\$68,153
COC	\$60,806	CPCO	\$73,726
CRC	\$62,310	CPC-I	\$74,890

## SALARY BY WORKPLACE





	Medium Group Practice	>	<b>\$47,403</b>
	Solo Practice/Small Group Practice	>	<b>\$47,671</b>
	Hospital Outpatient	>	<b>\$51,584</b>
	Large Group Practice	>	<b>\$51,833</b>
	Health System	>	<b>\$54,483</b>
	Hospital Inpatient	>	<b>\$54,628</b>

## SALARY BY YEARS OF EXPERIENCE

ACROSS ALL CREDENTIALS

	0 to 1	<b>\$38,011</b>		16 to 20	<b>\$60,333</b>
	2 to 4	<b>\$41,781</b>		21 to 25	<b>\$63,734</b>
	5 to 9	<b>\$48,647</b>		26 to 30	<b>\$67,976</b>
	10 to 15	<b>\$55,793</b>		31+	<b>\$71,506</b>

## SALARY BY EDUCATION

	No College	>	<b>\$49,004</b>
	Some College + Associate's Degree	>	<b>\$50,987</b>
	Bachelor's Degree	>	<b>\$53,748</b>
	Master's Degree + Above	>	<b>\$69,378</b>

Learn about AAPC certifications at:

[aapc.com/certification](http://aapc.com/certification)